

St Saviour's RC Primary School
Secondary Transfer Meeting
24th September 2018



Apply online

Applying online is secure, fast and convenient.

Register at www.eadmissions.org.uk

Closing date: Wednesday 31 October 2018 (we recommend you submit your online application by Friday 19 October 2018 in case of any issues that need to be resolved)








NO PAPER APPLICATIONS –
ask for help if you need it!

Timetable

Applications






Schools open for visits	September and October 2018
Applications open (apply online at www.eadmissions.org.uk)	Saturday 1 September 2018
Closing date for applications	Wednesday 31 October 2018 (we recommend you submit your online application by Friday 19 October 2018)
Closing date for supplementary information forms (if required) – return to the school directly	Wednesday 31 October 2018
Closing date for 'late for good reason' applications and those who changed address since 31 October 2018	Wednesday 12 December 2018





Offers

<p>Application results</p> <p>If you applied online, you will get an email after 5pm Online applicants will get their result by 5pm.</p> <p>If you applied by post, or if you haven't been offered a place at one of your preferred schools, we will send the results by first class post on 1 March 2019. First class post does not guarantee next-day delivery.</p>	<p>Friday 1 March 2019</p>
<p>Deadline for accepting your offer</p> <p>If you applied online, you must accept the offer online. If you filled in a paper application, you should return the acceptance slip to us.</p>	<p>Friday 15 March 2019</p>



Appeals

Closing date for lodging an appeal for a community school Admissions authorities of other schools may set the same or a later deadline.	Friday 29 March 2019
Appeal hearings	June and July 2019
If you submit an appeal after 29 March 2019, it may not be heard until the start of the academic year in September 2019.	

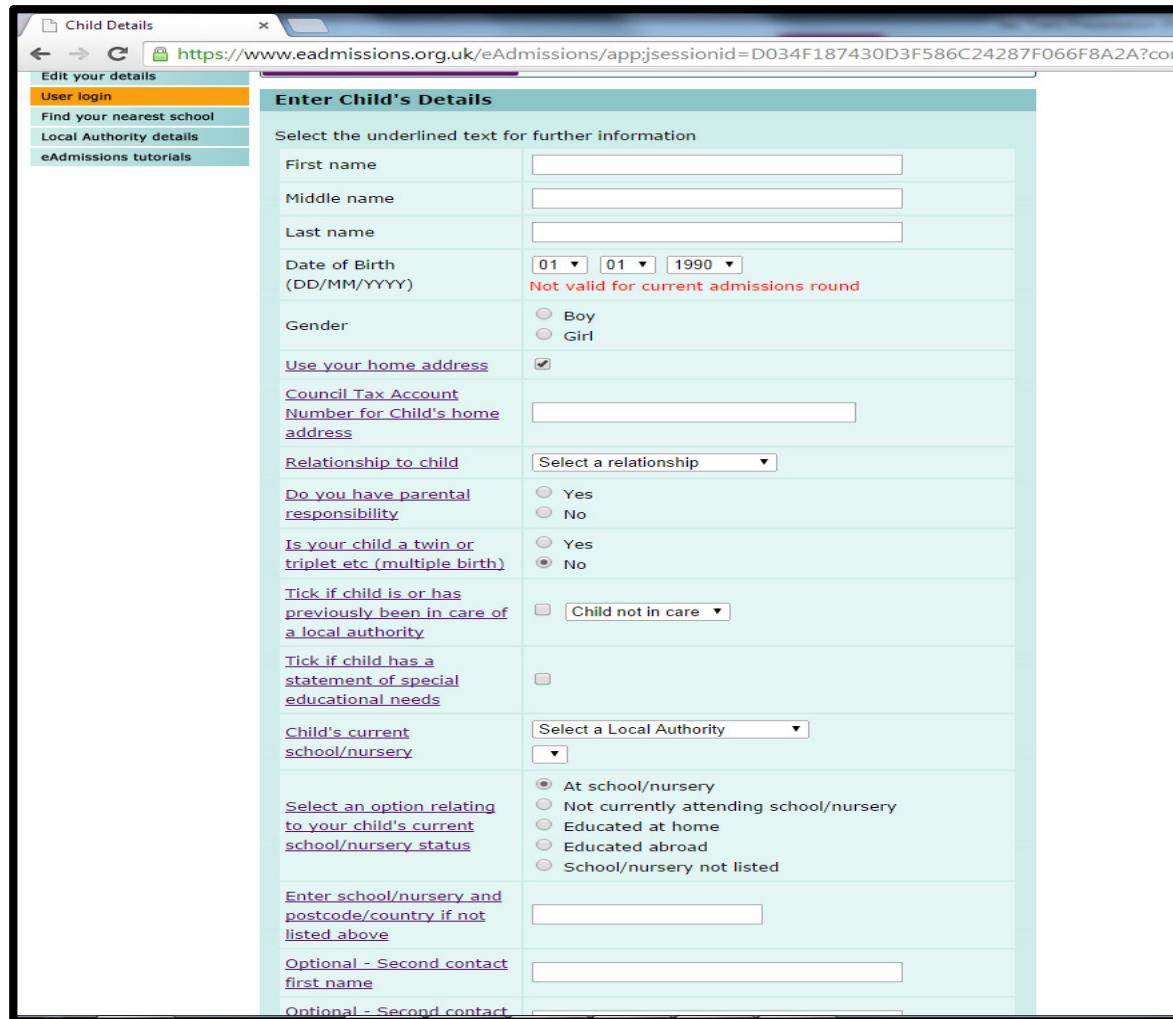
What to do if this is the first time you are applying online using eAdmissions

- ❖ If this is the first time you are using the eAdmissions website you must register to apply online. You will need an email address to register, but don't worry if you do not have one. You can sign up for a free Google mail email account on the eAdmissions site.

It is important that you register well before the deadline, in case there are any problems making your application. The closing date is 31 October for Secondary applications.

- ❖ Once you have registered on the site, eAdmissions will send you an email with your username and instructions to follow. Follow the instructions and you will be sent a second email with your password.
- ❖ Please keep these safe as you will need them to login and apply for any other children you have, and to see the outcome of your application. This will be published in March for Secondary applications.
- ❖ The email will also contain a link which will take you to the eAdmissions log in page to start your application.

STEP 1 – Enter your Child's Details



The screenshot shows a web browser window with the URL <https://www.eadmissions.org.uk/eAdmissions/appjsessionid=D034F187430D3F586C24287F066F8A2A?con>. The page title is "Child Details". On the left, there is a navigation menu with the following items: "Edit your details", "User login", "Find your nearest school", "Local Authority details", and "eAdmissions tutorials". The main content area is titled "Enter Child's Details" and contains the following fields and options:

- Select the underlined text for further information**
- First name**: Text input field
- Middle name**: Text input field
- Last name**: Text input field
- Date of Birth (DD/MM/YYYY)**: Three dropdown menus for day, month, and year. The year is set to 1990. A red error message below reads: "Not valid for current admissions round".
- Gender**: Radio buttons for "Boy" and "Girl".
- Use your home address**: A checked checkbox.
- Council Tax Account Number for Child's home address**: Text input field.
- Relationship to child**: A dropdown menu with the text "Select a relationship".
- Do you have parental responsibility**: Radio buttons for "Yes" and "No".
- Is your child a twin or triplet etc (multiple birth)**: Radio buttons for "Yes" and "No".
- Tick if child is or has previously been in care of a local authority**: A checkbox and a dropdown menu with the text "Child not in care".
- Tick if child has a statement of special educational needs**: A checkbox.
- Child's current school/nursery**: A dropdown menu with the text "Select a Local Authority".
- Select an option relating to your child's current school/nursery status**: Radio buttons for "At school/nursery", "Not currently attending school/nursery", "Educated at home", "Educated abroad", and "School/nursery not listed".
- Enter school/nursery and postcode/country if not listed above**: Text input field.
- Optional - Second contact first name**: Text input field.
- Optional - Second contact**: Text input field.



STEP 2 – Add your School Preferences

This system allows you to apply for any maintained schools in the 33 London Authorities.

For each school you select, you will be required to confirm the following information:

- ❖ Sibling (brother or sister)
- ❖ Exceptional medical reason
- ❖ Exceptional social reason

Add your school preferences (up to a maximum of 6)

Please ensure you have read the admissions policy for each school you have selected.

Please do not log out before you have selected the 'Save and continue' button at the bottom of the page, otherwise your school preferences will not be saved.

Apply for schools

Select a Local Authority from the drop down list.

Lewisham

Select a school [Help](#)

Add a school using...

[Help](#) [Help](#)

Funded and supported by the 33 London authorities and Surrey County Council

[About this site](#) [Feedback](#) [Copyright](#) [Disclaimer](#) [Privacy Policy](#) [Contact](#)

This site is hosted by **LONDON** and developed by **ATOMWIDE**



STEP 3 – Check and Submit Application

- ❖ Check all of the details entered are correct on your application form before you submit it.
- ❖ Read and tick the box to accept the declaration.
- ❖ Finally submit your application select the '**Submit application**' button at the bottom of the page.
- ❖ This takes you to the '**Confirmation**' page, where you will be given your '**Application reference number**' as well as any Local Authority specific information or supplementary information requirements.

You will receive an email confirmation – **keep this email safe.**



Selection Criteria

Check for each school you are interested in. Below is the criteria from the admissions policy for community schools:

Priority is given to:

- ❖ Children in public care
- ❖ Children with a statement of special needs
- ❖ Children who have **exceptional** circumstances (severe medical or social need – but evidence is required)
- ❖ Siblings
- ❖ Nearness to school on distances measured in a straight line from home to school.
- ❖ Father Chris keeps a register of who has attended Mass. Make sure you see him after the service.

SOME SCHOOLS HAVE ADDITIONAL CRITERIA AND SUPPLEMENTARY APPLICATION FORMS TO COMPLETE



For admission in September 2019, these schools will require you to complete their own supplementary information form:

- **Bonus Pastor Catholic School**
- **Prendergast School**
- **St Matthew Academy**
- **Trinity Church of England School, Lewisham.**

Supplementary information forms are available from the school direct or may be downloaded from the school's website.



- ❖ Each of your 6 schools receives your application
- ❖ Each of the schools applies their admission criteria
- ❖ Each of the schools does/does not make an offer
- ❖ Each school sends their decision to the LA
- ❖ If more than one school has made an offer the LA looks at your preference list
- ❖ The LA offers you the school which is the highest ranked of your preferences





Making your choice:

- ❖ You can apply to up to six schools, but you don't have to.
- ❖ Please make sure you apply to your nearest community school somewhere in your list.
- ❖ The order matters, because if you meet the criteria for more than one school, you will be offered the top one on your list.
- ❖ Schools don't know what order you've chosen
- ❖ If you live in a borough other than Lewisham, you can apply to Lewisham schools. If you live in Lewisham you can include schools in other boroughs, but you must check their admissions criteria.
- ❖ Some children do not get offered a place at one of their preferred schools. If that is the case, you will be offered a place at a school with a vacancy. If you refuse the place, you could find yourself without a school.
- ❖ You do have the right of appeal, but not many appeals are upheld.
- ❖ The admissions criteria are held to rigidly. Don't let your determination to get our child into a particular school put your child through months of uncertainty. You cannot manipulate the system.

Finding Out

- ❖ Read up on the schools – prospectus, website, data.
- ❖ It's not just the results. Try to find out what value a school adds.
- ❖ Visit schools you're interested in, but remember, they're putting on a show.
- ❖ Think about the travel on a cold, dark morning or evening...
- ❖ Think about **your** child – their aptitudes, friendships, personality.





- **Useful Websites**

- www.lewisham.gov.uk/secondaryadmissions

- www.lewisham.gov.uk/secondaryschools

- 020 8 314 8282

- ❖ Please feel free to speak to the school office or your child's teacher with any questions.